



NATA LIGHTING CO.,LTD.  
www.nata.cn  
Email:info@nata.com  
Tel:+86-750-3770000 Fax:+86 750 3771111  
Address:Address:380JinOu Road,GaoXin Zone,Jiang Men City,Guangdong,China

---

## Nata

Client:

LumCAT: 2-2751-L

Luminaire: 92.70.411.00

Report No: 2024831-B004

Ballast type: AC

Test No: 2024831-C004

Voltage(V): 36.440

LampCAT: LUMILEDS LUXEON CoB 1205 Current(A): 0.603

Lamp flux(lm): 2551.0 Power (W): 21.960

Number of Lamps: 1 PF: 0.000

Length(mm): 0 Width(mm): 0

Phm Type: C Height(mm): 0

---

## Photometric Results

Lumens(lm): 2405.92, Efficiency(%): 94.31% , Luminous Efficacy(lm/W): 109.56

Central intensity(cd): 13878.100, Maximum intensity(cd): 13878.100

Angle of maximum intensity: C=0.0  $\gamma$ =0.0

Beam Angle(50%Imax): [C0/180]Total=17.0

[C90/270]Total=17.0

Field angle(10%Imax): [C0/180]Total=42.2

[C90/270]Total=42.2

Maximum s/h(1/2): C0\_180=0.29 C90\_270=0.29

Maximum s/h(1/4): C0\_180=0.31 C90\_270=0.31

Up flux rate of lamp(%): 0.00%

Down flux rate of lamp(%): 94.31%

Up flux rate of LUM(%): - -

Down flux rate of LUM(%): 100.00%

CIE Type : Direct lighting

Output flux ratio in  $\pi$  solid angle : 99.169%

---

Equipment: GMS 1800  
Temperature(°C): 25.0

Date: 2024/8/31  
Humidity(%): 60.0%

Operator: NT  
Distance(m): 7.25

$\gamma(^{\circ})$	Average I(cd)	Zonal F(lm)	Sum F(lm)	Eff Flux(%)	Eff Sum(%)
0.0	13878.103	0.000	0	0.00%	0.00%
1.0	13773.635	13.231	13.231	0.52%	0.55%
2.0	13280.231	38.830	52.061	1.52%	2.16%
3.0	12695.526	62.125	114.187	2.44%	4.75%
4.0	11928.691	82.425	196.612	3.23%	8.17%
5.0	10880.569	98.124	294.736	3.85%	12.25%
6.0	9832.624	108.853	403.589	4.27%	16.77%
7.0	8707.280	115.077	518.666	4.51%	21.56%
8.0	7574.716	116.527	635.193	4.57%	26.40%
9.0	6356.679	112.906	748.1	4.43%	31.09%
10.0	5319.180	105.662	853.762	4.14%	35.49%
11.0	4662.773	99.740	953.502	3.91%	39.63%
12.0	3984.008	94.522	1048.024	3.71%	43.56%
13.0	3447.673	88.195	1136.219	3.46%	47.23%
14.0	3042.889	83.079	1219.298	3.26%	50.68%
15.0	2718.408	79.094	1298.391	3.10%	53.97%
16.0	2454.215	75.793	1374.185	2.97%	57.12%
17.0	2205.963	72.571	1446.756	2.84%	60.13%
18.0	1878.216	67.339	1514.096	2.64%	62.93%
19.0	1696.783	62.198	1576.293	2.44%	65.52%
20.0	1547.256	59.375	1635.668	2.33%	67.99%
21.0	1397.657	56.548	1692.216	2.22%	70.34%
22.0	1253.294	53.272	1745.488	2.09%	72.55%
23.0	1181.244	51.083	1796.572	2.00%	74.67%
24.0	1111.211	50.121	1846.693	1.96%	76.76%
25.0	1047.301	49.080	1895.773	1.92%	78.80%
26.0	985.330	47.980	1943.753	1.88%	80.79%
27.0	918.510	46.578	1990.331	1.83%	82.73%
28.0	869.430	45.267	2035.598	1.77%	84.61%
29.0	807.064	43.862	2079.46	1.72%	86.43%
30.0	727.886	41.443	2120.903	1.62%	88.15%
31.0	651.650	38.390	2159.294	1.50%	89.75%
32.0	564.692	34.847	2194.14	1.37%	91.20%
33.0	476.886	30.685	2224.826	1.20%	92.47%
34.0	393.529	26.341	2251.167	1.03%	93.57%
35.0	316.932	22.064	2273.231	0.86%	94.49%
36.0	250.033	18.052	2291.284	0.71%	95.24%
37.0	198.870	14.641	2305.924	0.57%	95.84%

$\gamma(^{\circ})$	Average I(cd)	Zonal F(lm)	Sum F(lm)	Eff Flux(%)	Eff Sum(%)
38.0	150.992	11.678	2317.602	0.46%	96.33%
39.0	91.465	8.276	2325.878	0.32%	96.67%
40.0	69.218	5.604	2331.482	0.22%	96.91%
41.0	57.957	4.529	2336.011	0.18%	97.09%
42.0	52.425	4.010	2340.021	0.16%	97.26%
43.0	48.384	3.734	2343.755	0.15%	97.42%
44.0	44.396	3.502	2347.257	0.14%	97.56%
45.0	40.841	3.276	2350.533	0.13%	97.70%
46.0	37.825	3.076	2353.609	0.12%	97.83%
47.0	35.125	2.901	2356.511	0.11%	97.95%
48.0	32.622	2.739	2359.249	0.11%	98.06%
49.0	30.703	2.600	2361.85	0.10%	98.17%
50.0	28.824	2.482	2364.332	0.10%	98.27%
51.0	27.188	2.370	2366.701	0.09%	98.37%
52.0	25.953	2.280	2368.982	0.09%	98.46%
53.0	25.000	2.216	2371.198	0.09%	98.56%
54.0	24.284	2.172	2373.37	0.09%	98.65%
55.0	23.752	2.144	2375.515	0.08%	98.74%
56.0	23.292	2.126	2377.64	0.08%	98.82%
57.0	22.911	2.112	2379.753	0.08%	98.91%
58.0	22.405	2.096	2381.848	0.08%	99.00%
59.0	21.748	2.064	2383.913	0.08%	99.09%
60.0	21.005	2.020	2385.932	0.08%	99.17%
61.0	19.961	1.955	2387.887	0.08%	99.25%
62.0	18.463	1.851	2389.739	0.07%	99.33%
63.0	16.866	1.718	2391.457	0.07%	99.40%
64.0	14.915	1.559	2393.016	0.06%	99.46%
65.0	12.832	1.373	2394.39	0.05%	99.52%
66.0	10.874	1.183	2395.572	0.05%	99.57%
67.0	9.547	1.027	2396.599	0.04%	99.61%
68.0	8.246	0.901	2397.5	0.04%	99.65%
69.0	7.240	0.790	2398.29	0.03%	99.68%
70.0	6.643	0.713	2399.004	0.03%	99.71%
71.0	6.078	0.657	2399.661	0.03%	99.74%
72.0	5.650	0.610	2400.271	0.02%	99.77%
73.0	5.289	0.572	2400.843	0.02%	99.79%
74.0	4.901	0.536	2401.379	0.02%	99.81%
75.0	4.520	0.498	2401.876	0.02%	99.83%

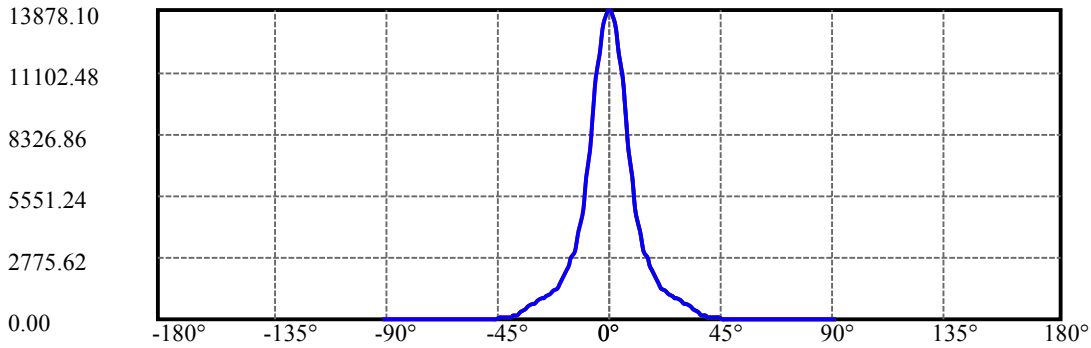
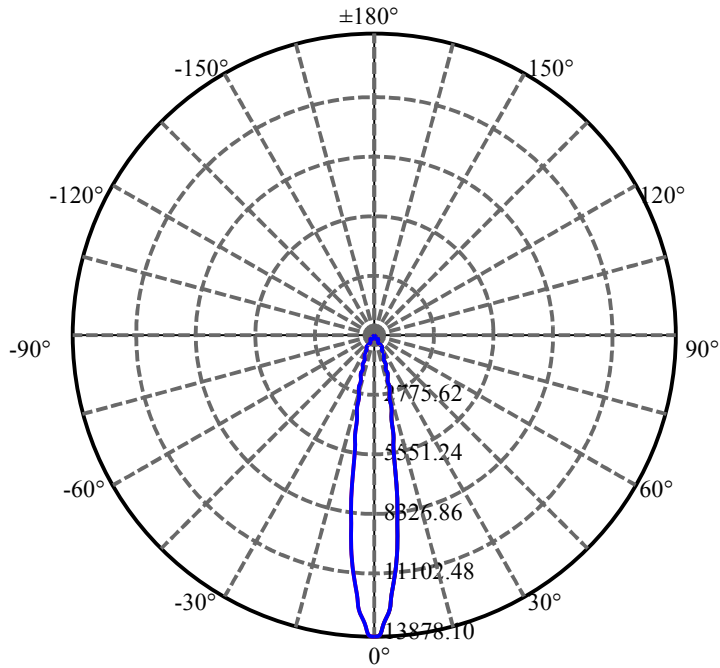
$\gamma(^{\circ})$	Average I(cd)	Zonal F(lm)	Sum F(lm)	Eff Flux(%)	Eff Sum(%)
76.0	4.172	0.461	2402.338	0.02%	99.85%
77.0	3.903	0.431	2402.768	0.02%	99.87%
78.0	3.640	0.404	2403.172	0.02%	99.89%
79.0	3.357	0.376	2403.548	0.01%	99.90%
80.0	3.081	0.347	2403.895	0.01%	99.92%
81.0	2.812	0.319	2404.214	0.01%	99.93%
82.0	2.582	0.293	2404.506	0.01%	99.94%
83.0	2.273	0.264	2404.77	0.01%	99.95%
84.0	2.017	0.234	2405.004	0.01%	99.96%
85.0	1.767	0.207	2405.211	0.01%	99.97%
86.0	1.557	0.182	2405.392	0.01%	99.98%
87.0	1.367	0.160	2405.552	0.01%	99.98%
88.0	1.156	0.138	2405.691	0.01%	99.99%
89.0	1.078	0.122	2405.813	0.00%	100.00%
90.0	0.815	0.104	2405.917	0.00%	100.00%

ZONAL LUMEN SUMMARY

Zone	Lumens	%Lamp	%Fixt
0-30	2120.90	83.14%	88.15%
0-40	2331.48	91.39%	96.91%
0-60	2385.93	93.53%	99.17%
0-90	2405.81	94.31%	100.00%
0-120	2405.81	94.31%	100.00%
0-180	2405.92	94.31%	100.00%
60-90	19.88	0.78%	0.83%
90-120	0.00	0.00%	0.00%
90-130	0.00	0.00%	0.00%
90-150	0.00	0.00%	0.00%
90-180	0.00	0.00%	0.00%
0-25.60	1924.73	75.45%	80.00%

ZONAL LUMEN SUMMARY

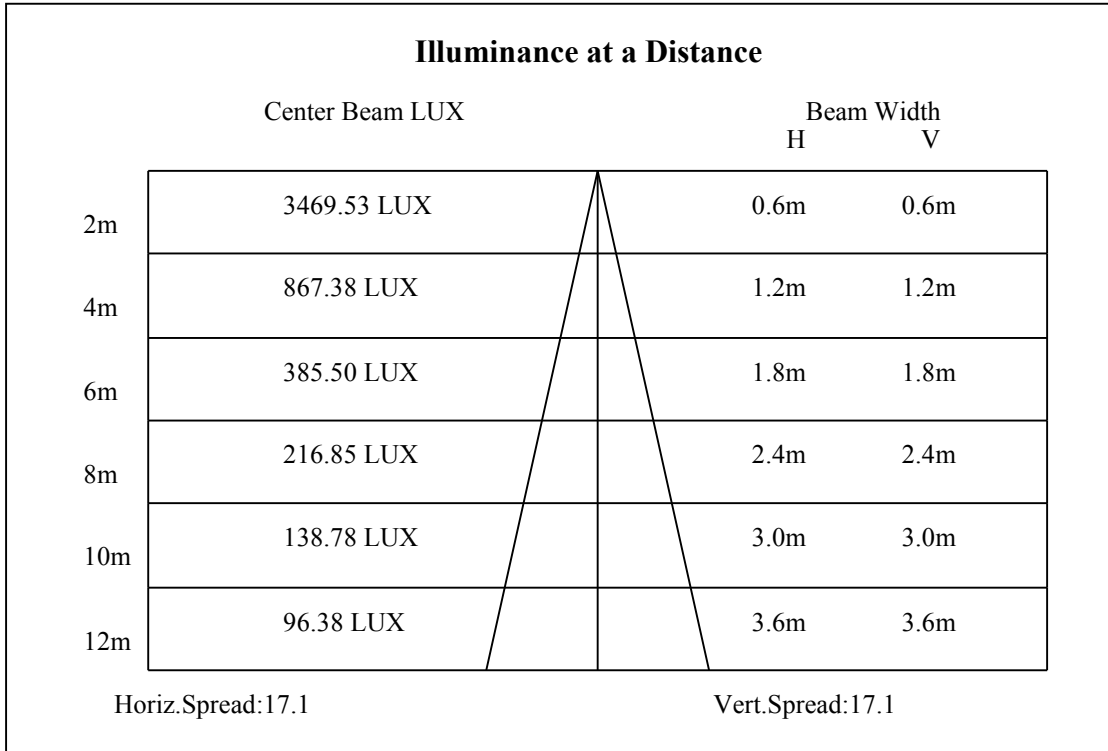
0-10	853.76
10-20	781.91
20-30	485.23
30-40	210.58
40-50	32.85
50-60	21.60
60-70	13.07
70-80	4.89
80-90	1.92
90-100	0.00
100-110	0.00
110-120	0.00
120-130	0.00
130-140	0.00
140-150	0.00
150-160	0.00
160-170	0.00
170-180	0.00

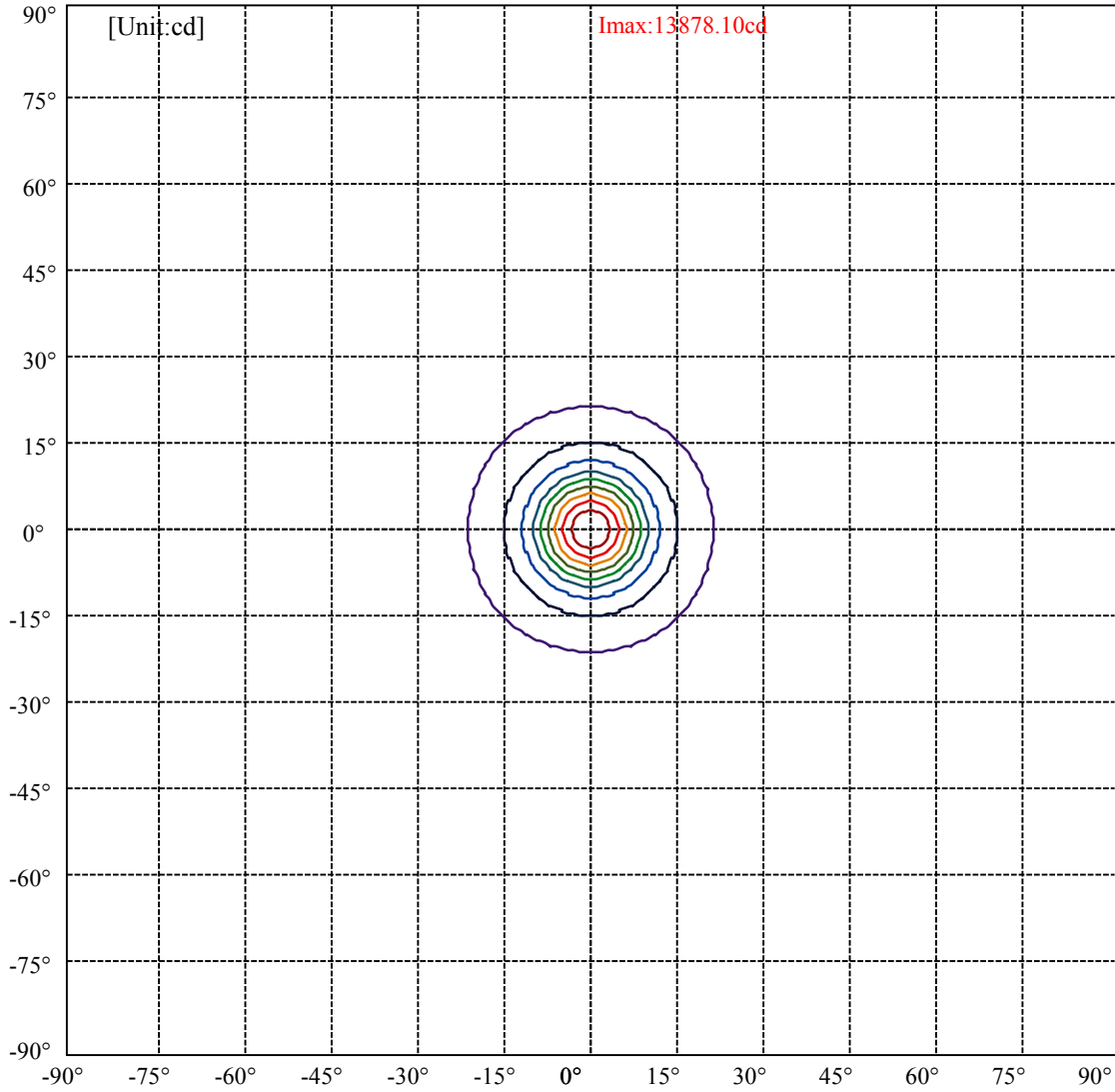


C0(Max): ———  
C0/C180: ———  
C90/C270: ———

Field angle(10%Imax):C0/180Left:21.1 Right:21.1  
:C90/270Left:21.1 Right:21.1

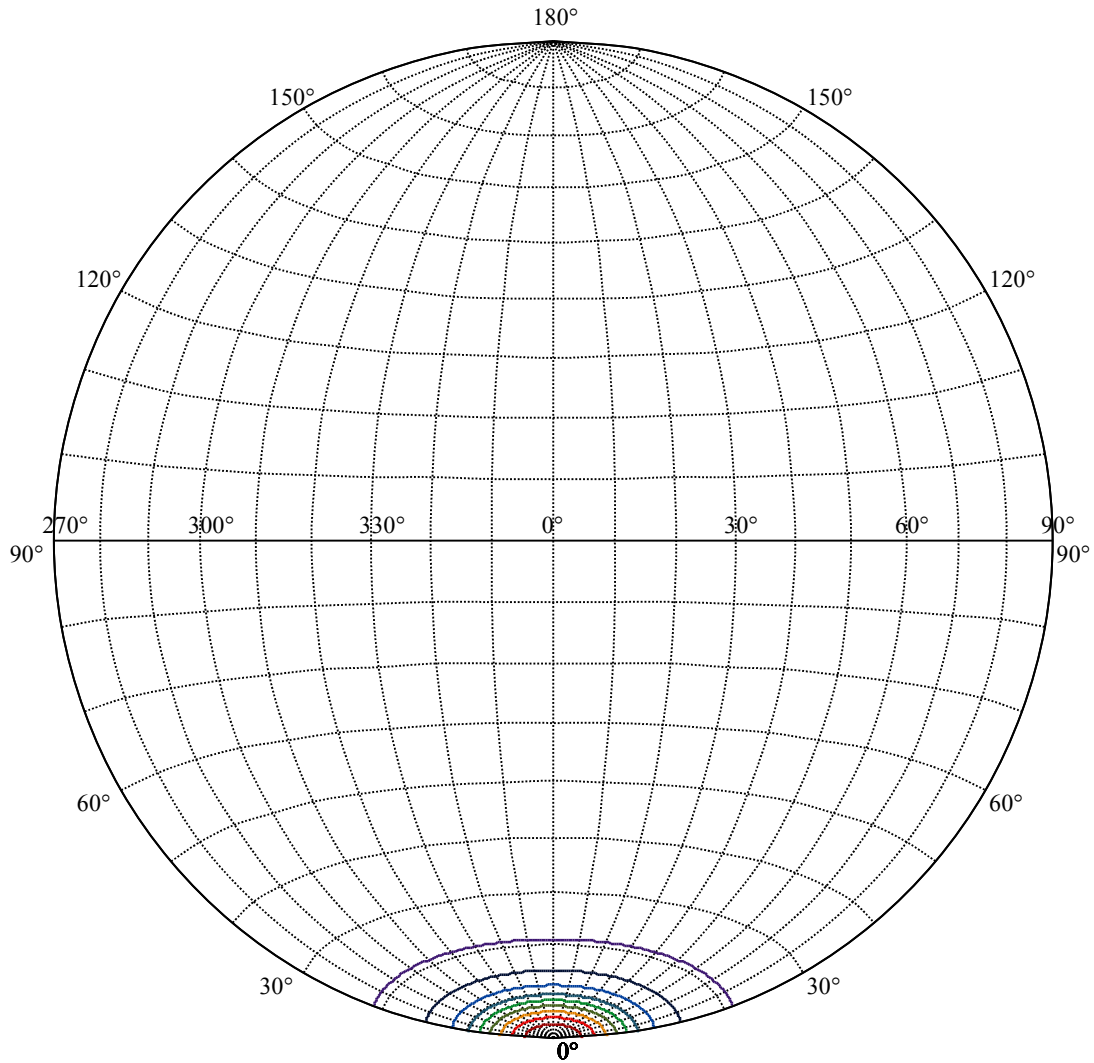
Beam Angle(50%Imax):C0/180Left:8.5 Right:8.5  
:C90/270Left:8.5 Right:8.5





(10%Imax) 1387.81	—
(20%Imax) 2775.62	—
(30%Imax) 4163.43	—
(40%Imax) 5551.24	—
(50%Imax) 6939.05	—
(60%Imax) 8326.86	—
(70%Imax) 9714.67	—
(80%Imax) 11102.5	—
(90%Imax) 12490.3	—





House

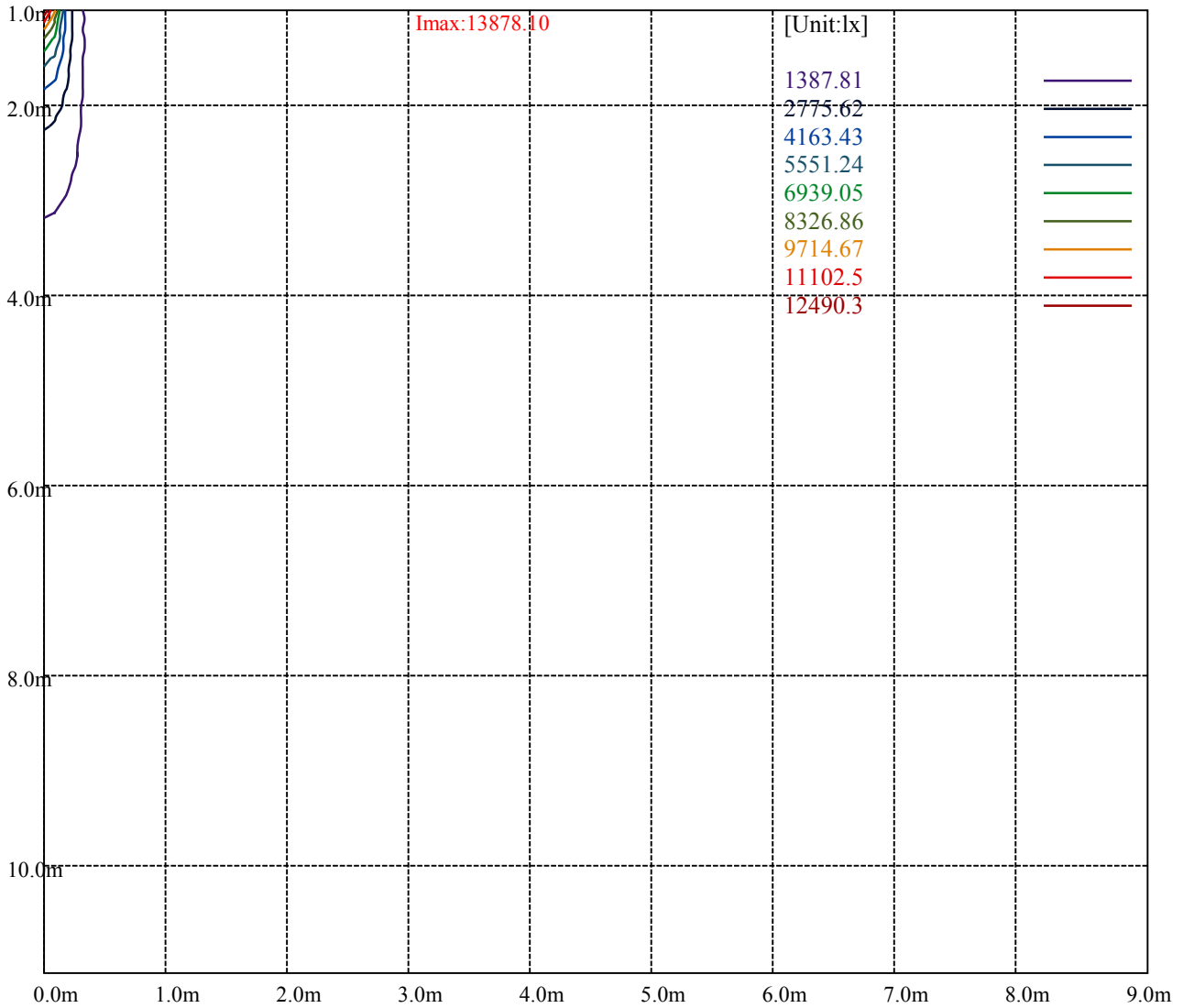
[Unit:cd]

Road

**Imax:13878.10**

(10%Imax)	1387.81	—
(20%Imax)	2775.62	—
(30%Imax)	4163.43	—
(40%Imax)	5551.24	—
(50%Imax)	6939.05	—
(60%Imax)	8326.86	—
(70%Imax)	9714.67	—
(80%Imax)	11102.5	—
(90%Imax)	12490.3	—





Luminance Table

$\gamma$	45	50	55	60	65	70	75	80	85
C0	0	0	0	0	0	0	0	0	0
C45	0	0	0	0	0	0	0	0	0
C90	0	0	0	0	0	0	0	0	0

L(Hor)(65)	L(Ver)(65)	L45(65)	L(Hor)(75)	L(Ver)(75)	L45(75)	L(Hor)(85)	L(Ver)(85)	L45(85)
0	0	0	0	0	0	0	0	0

Glare Table

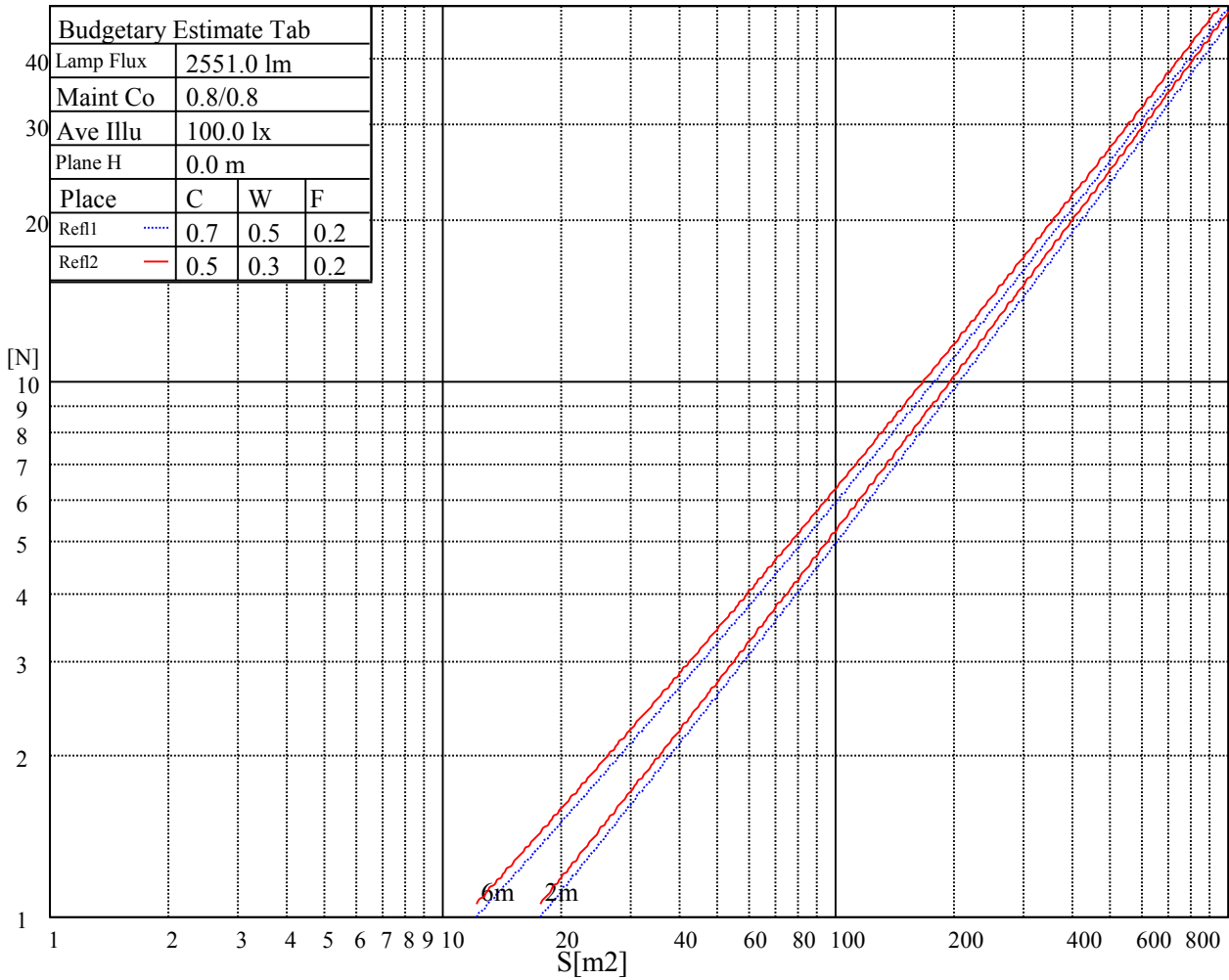
Glare	Quality	Service Values Illuminance(lx)							
1.15	A	2000	1000	500	<=300				
1.5	B		2000	1000	500	<=300			
1.85	C			2000	1000	500	<=300		
2.2	D				2000	1000	500	<=300	
2.55	E					2000	1000	500	<=300
		a	b	c	d	e	f	g	h

Luminance Limiting Curve

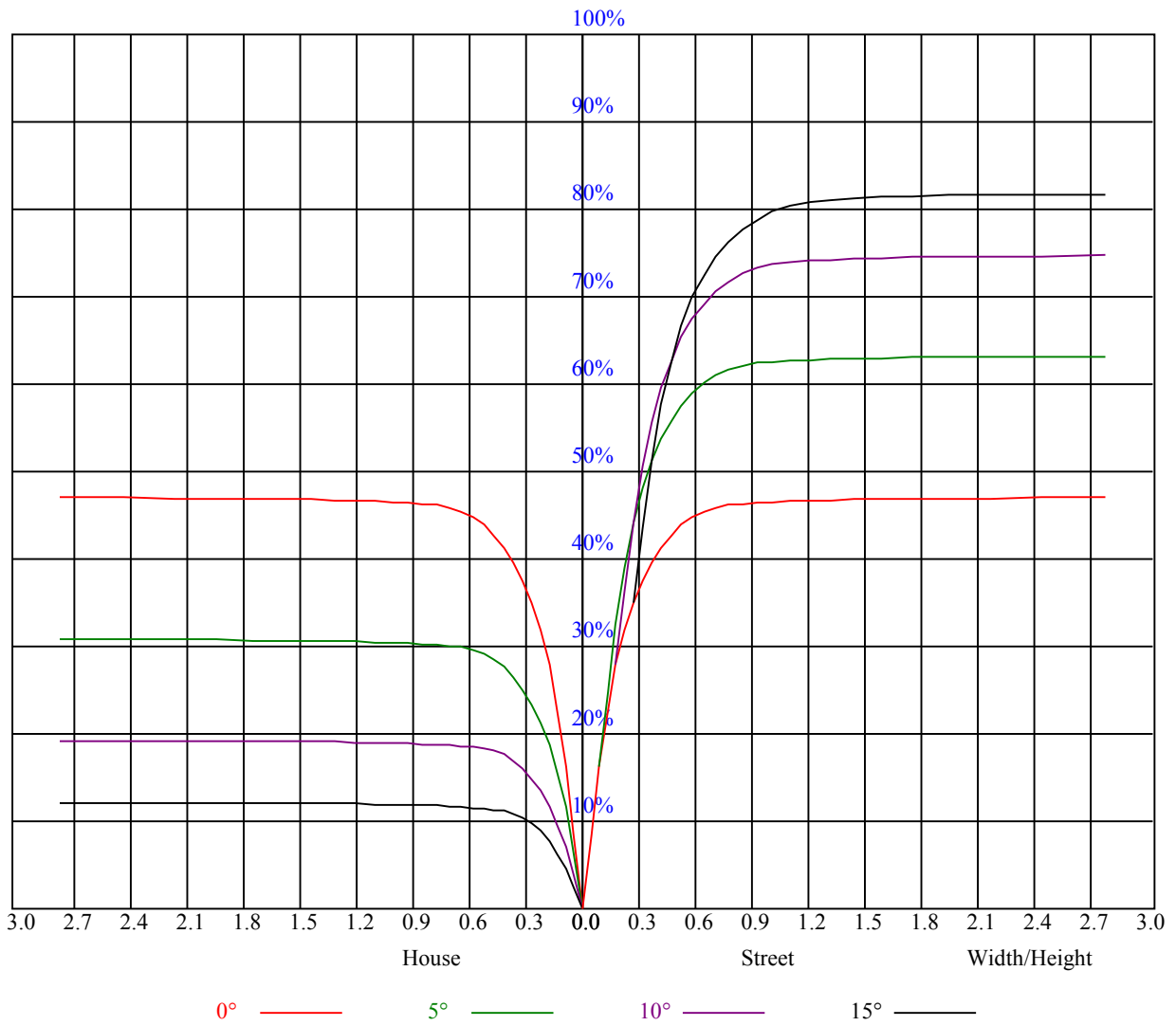


Illumination assessment according UGR											
Rf of Ceiling	70	70	50	50	30	70	70	50	50	30	
Rf of Wall	50	30	50	30	30	50	30	50	30	30	
Rf of Floor	20	20	20	20	20	20	20	20	20	20	
Room dimensions		Viewed crosswise					Viewed endwise				
X	Y										
2H	2H	非数字	非数字	非数字	非数字	非数字	非数字	非数字	非数字	非数字	
	3H	非数字	非数字	非数字	非数字	非数字	非数字	非数字	非数字	非数字	
	4H	非数字	非数字	非数字	非数字	非数字	非数字	非数字	非数字	非数字	
	6H	非数字	非数字	非数字	非数字	非数字	非数字	非数字	非数字	非数字	
	8H	非数字	非数字	非数字	非数字	非数字	非数字	非数字	非数字	非数字	
4H	12H	非数字	非数字	非数字	非数字	非数字	非数字	非数字	非数字	非数字	
	2H	非数字	非数字	非数字	非数字	非数字	非数字	非数字	非数字	非数字	
	3H	非数字	非数字	非数字	非数字	非数字	非数字	非数字	非数字	非数字	
	4H	非数字	非数字	非数字	非数字	非数字	非数字	非数字	非数字	非数字	
	6H	非数字	非数字	非数字	非数字	非数字	非数字	非数字	非数字	非数字	
8H	8H	非数字	非数字	非数字	非数字	非数字	非数字	非数字	非数字	非数字	
	12H	非数字	非数字	非数字	非数字	非数字	非数字	非数字	非数字	非数字	
	4H	非数字	非数字	非数字	非数字	非数字	非数字	非数字	非数字	非数字	
	6H	非数字	非数字	非数字	非数字	非数字	非数字	非数字	非数字	非数字	
	8H	非数字	非数字	非数字	非数字	非数字	非数字	非数字	非数字	非数字	
12H	12H	非数字	非数字	非数字	非数字	非数字	非数字	非数字	非数字	非数字	
	4H	非数字	非数字	非数字	非数字	非数字	非数字	非数字	非数字	非数字	
	6H	非数字	非数字	非数字	非数字	非数字	非数字	非数字	非数字	非数字	
	8H	非数字	非数字	非数字	非数字	非数字	非数字	非数字	非数字	非数字	
Variation with the observer position at spacings:											
S = 1.0H		非数字/非数字					非数字/非数字				
S = 1.5H		非数字/非数字					非数字/非数字				
S = 2.0H		非数字/非数字					非数字/非数字				
Standard tables:		BK0					BK0				
Uncorrected UGR		负无穷大					负无穷大				

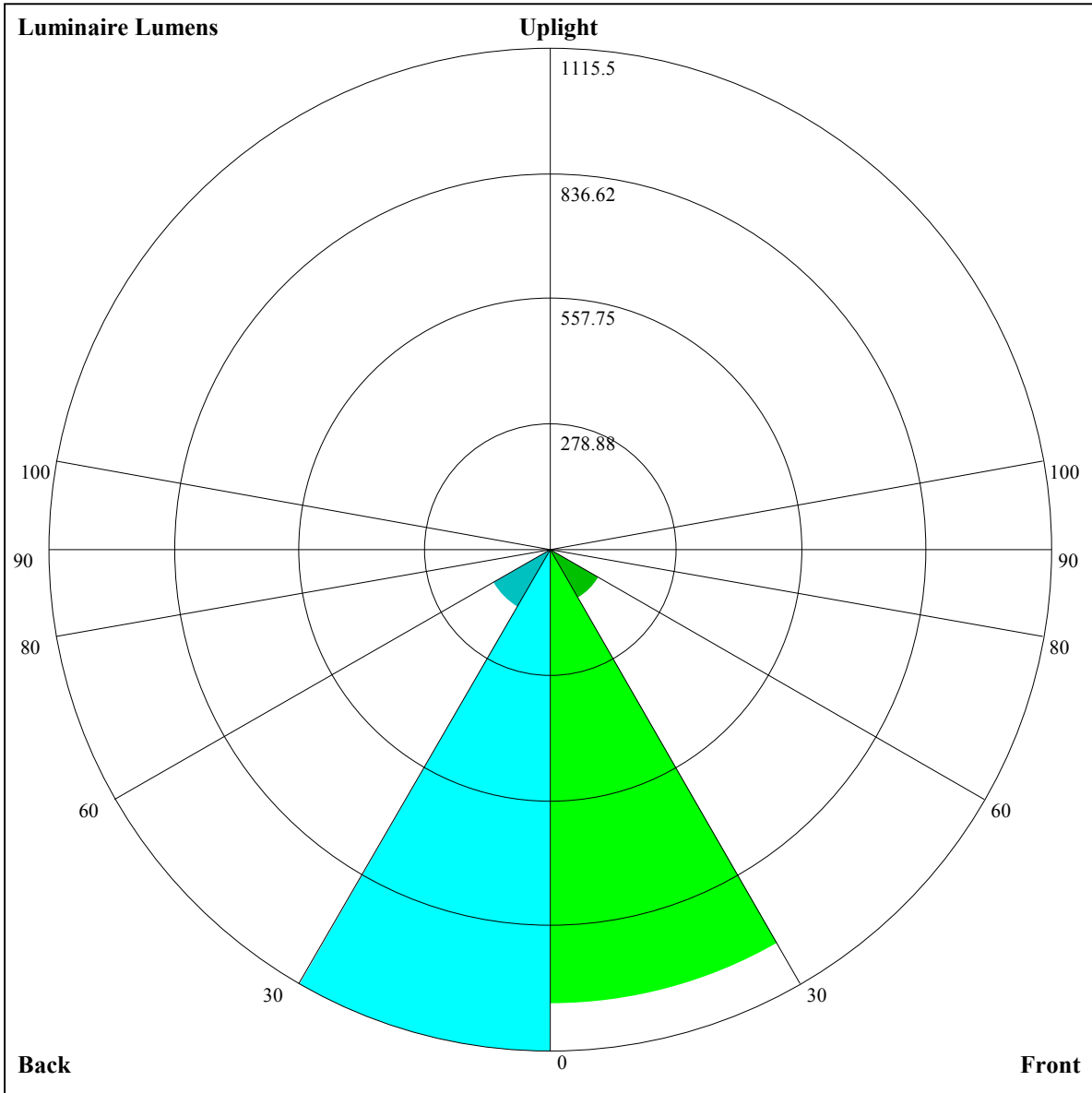
UGR calculation is based on CIE Publ. 117 ,S/H = 0.25



RHOCC	80			70			50			30			10			0
RHOW	50	30	10	50	30	10	50	30	10	50	30	10	50	30	10	0
RCR	COEFFICIENTS OF UTILIZATION RHOFC=20 CU															
0	1.12	1.12	1.12	1.10	1.10	1.10	1.05	1.05	1.05	1.00	1.00	1.00	0.96	0.96	0.96	0.94
1	1.06	1.04	1.02	1.04	1.02	1.01	1.00	0.99	0.98	0.97	0.96	0.95	0.94	0.93	0.92	0.90
2	1.00	0.97	0.95	0.99	0.96	0.94	0.96	0.94	0.92	0.93	0.91	0.90	0.91	0.89	0.88	0.87
3	0.96	0.92	0.89	0.94	0.91	0.88	0.92	0.89	0.87	0.90	0.88	0.86	0.88	0.86	0.84	0.83
4	0.91	0.87	0.84	0.90	0.87	0.84	0.89	0.85	0.83	0.87	0.84	0.82	0.85	0.83	0.81	0.80
5	0.88	0.83	0.80	0.87	0.83	0.80	0.85	0.82	0.79	0.84	0.81	0.79	0.83	0.80	0.78	0.77
6	0.84	0.80	0.77	0.84	0.80	0.77	0.82	0.79	0.76	0.81	0.78	0.76	0.80	0.77	0.75	0.74
7	0.81	0.77	0.74	0.81	0.77	0.74	0.80	0.76	0.73	0.79	0.75	0.73	0.78	0.75	0.73	0.72
8	0.78	0.74	0.71	0.78	0.74	0.71	0.77	0.73	0.71	0.76	0.73	0.71	0.75	0.73	0.70	0.69
9	0.76	0.72	0.69	0.75	0.72	0.69	0.75	0.71	0.69	0.74	0.71	0.68	0.73	0.70	0.68	0.67
10	0.74	0.69	0.67	0.73	0.69	0.67	0.73	0.69	0.67	0.72	0.69	0.66	0.71	0.68	0.66	0.65







Luminaire Lumens:

FL=1009.49,FM=122.2,FH=8.36,FVH=0.9

BL=1115.5,BM=146.65,BH=9.5,BVH=1.08

UL=0,UH=0

BUG Rating:B3-U0-G0

Intensity data(cd)

C/γ(°)	0.0	1.0	2.0	3.0	4.0	5.0	6.0	7.0	8.0
0.0	13720.70	13302.83	12517.23	10789.19	10789.19	9142.25	7830.13	6813.83	5732.94
45.0	14032.72	13765.28	13308.40	12617.52	11648.06	10461.30	9163.12	7887.21	6661.46
90.0	13709.56	13213.69	11054.95	10590.29	10344.56	9308.24	7793.34	6845.58	5808.73
135.0	14049.43	13904.57	13642.70	13007.54	12199.65	11397.34	9971.00	8934.68	7686.63
180.0	13720.70	13926.85	13954.71	13748.56	13280.55	12667.67	11703.78	10522.59	9190.97
225.0	14032.72	14082.86	13971.43	13681.70	12968.54	10470.50	10470.50	9635.28	8179.99
270.0	13709.56	14027.14	14110.72	13999.29	13670.56	13068.82	12071.50	10812.32	9943.14
315.0	14049.43	13965.86	13681.70	13130.11	10528.43	10528.43	9657.62	8206.74	7393.86
360.0	13720.70	13302.83	12517.23	10789.19	10789.19	9142.25	7830.13	6813.83	5732.94
C/γ(°)	9.0	10.0	11.0	12.0	13.0	14.0	15.0	16.0	17.0
0.0	4874.33	4189.60	3631.33	3163.32	2790.02	2459.03	2178.24	1933.67	1734.72
45.0	5608.42	4783.82	4120.79	3580.35	3134.62	2755.75	2755.75	2463.50	2007.73
90.0	4959.59	4270.39	3714.33	3265.81	2876.38	2543.18	2261.24	2021.13	1820.55
135.0	6522.17	5558.27	4755.96	4143.08	3624.92	3195.91	2822.61	2822.61	2235.64
180.0	8377.52	6594.60	5942.72	5045.68	4065.08	3741.92	3268.34	2867.18	2867.18
225.0	6856.73	5719.59	4810.84	4084.84	3500.93	3037.95	2650.15	2324.79	2042.32
270.0	7898.36	6566.74	5887.00	4945.40	4221.08	3647.21	3190.33	2872.75	2872.75
315.0	5756.33	4870.44	4439.22	3643.58	3368.36	2962.16	2620.61	2328.10	2066.81
360.0	4874.33	4189.60	3631.33	3163.32	2790.02	2459.03	2178.24	1933.67	1734.72
C/γ(°)	18.0	19.0	20.0	21.0	22.0	23.0	24.0	25.0	26.0
0.0	1575.40	1434.43	1322.42	1196.53	1101.45	1075.90	1034.59	970.67	915.17
45.0	1791.59	1604.94	1465.65	1333.56	1223.81	1144.71	1067.81	995.38	926.31
90.0	1643.94	1502.39	1380.92	1279.00	1092.20	1092.20	1053.67	1019.19	960.84
135.0	1999.95	1876.27	1696.88	1494.61	1414.93	1310.17	1214.93	1135.24	1060.55
180.0	2220.03	1978.77	1796.01	1620.50	1480.11	1359.21	1252.77	1164.21	1115.74
225.0	1802.16	1608.25	1504.08	1350.28	1087.36	1087.36	1018.19	971.04	915.69
270.0	2149.28	1915.80	1719.16	1546.44	1402.68	1284.57	1180.92	1123.00	1045.52
315.0	1843.37	1653.41	1492.93	1360.32	1223.81	1095.82	1066.81	999.69	942.81
360.0	1575.40	1434.43	1322.42	1196.53	1101.45	1075.90	1034.59	970.67	915.17
C/γ(°)	27.0	28.0	29.0	30.0	31.0	32.0	33.0	34.0	35.0
0.0	847.73	775.30	694.09	603.47	513.01	422.18	333.09	252.04	185.28
45.0	865.02	819.34	755.27	675.59	593.12	505.07	424.28	359.11	281.10
90.0	908.23	847.62	772.25	676.43	582.71	495.72	405.36	319.47	238.11
135.0	999.27	940.24	883.42	807.04	724.05	634.90	541.87	447.15	357.43
180.0	1016.56	980.34	921.84	867.81	798.16	714.01	626.55	537.98	451.04
225.0	862.29	804.00	745.76	678.63	607.89	525.26	441.37	366.73	328.62
270.0	953.59	920.74	877.85	826.55	759.69	677.79	590.33	505.07	417.03
315.0	895.40	867.86	806.05	687.57	634.59	542.60	452.25	360.68	276.85
360.0	847.73	775.30	694.09	603.47	513.01	422.18	333.09	252.04	185.28
C/γ(°)	36.0	37.0	38.0	39.0	40.0	41.0	42.0	43.0	44.0
0.0	132.72	95.51	74.59	64.23	58.40	53.19	48.62	44.15	40.21
45.0	281.10	151.27	103.76	73.64	61.60	55.93	51.20	46.73	42.89
90.0	166.15	108.33	71.85	57.92	52.98	48.46	44.21	41.00	37.42
135.0	290.57	290.57	128.78	100.55	70.33	60.60	55.82	51.20	47.04
180.0	363.57	314.53	314.53	150.49	98.50	69.80	59.45	55.30	51.14
225.0	230.12	191.85	137.82	101.08	77.53	65.65	59.92	55.40	50.72
270.0	335.72	302.29	287.25	120.47	79.16	58.92	53.14	49.62	45.62
315.0	200.32	136.61	89.36	63.34	55.24	51.09	47.04	43.68	40.11
360.0	132.72	95.51	74.59	64.23	58.40	53.19	48.62	44.15	40.21

Intensity data(cd)

C/γ(°)	45.0	46.0	47.0	48.0	49.0	50.0	51.0	52.0	53.0
0.0	37.53	34.53	31.75	29.91	27.81	26.18	24.97	23.81	23.23
45.0	39.32	35.90	33.43	30.85	29.80	27.23	26.49	25.49	24.65
90.0	33.53	31.59	29.33	27.39	26.02	25.07	24.28	23.55	23.18
135.0	43.31	40.00	36.79	34.27	31.96	29.86	28.07	26.91	25.91
180.0	46.36	43.21	40.00	37.21	34.53	32.38	30.28	28.65	27.23
225.0	46.52	43.10	40.05	37.16	35.01	33.32	31.01	28.91	27.75
270.0	43.26	40.05	36.90	34.48	32.17	30.22	28.17	26.65	25.34
315.0	36.90	34.22	32.75	29.70	28.33	26.33	24.23	23.65	22.71
360.0	37.53	34.53	31.75	29.91	27.81	26.18	24.97	23.81	23.23
C/γ(°)	54.0	55.0	56.0	57.0	58.0	59.0	60.0	61.0	62.0
0.0	22.81	22.39	21.92	21.55	20.97	19.92	18.82	17.29	15.19
45.0	24.02	23.86	23.76	23.29	22.44	21.50	20.66	19.34	17.82
90.0	23.39	23.13	22.71	22.50	21.87	20.87	19.45	18.13	15.87
135.0	25.07	24.65	24.39	24.07	23.76	23.44	23.07	22.02	20.50
180.0	26.12	25.39	24.60	24.18	23.76	23.07	22.65	22.02	20.97
225.0	26.60	25.44	24.81	23.97	23.13	22.65	21.81	20.45	18.92
270.0	24.39	23.76	22.92	22.65	22.55	21.87	21.29	21.08	20.29
315.0	21.87	21.39	21.24	21.08	20.76	20.66	20.29	19.34	18.13
360.0	22.81	22.39	21.92	21.55	20.97	19.92	18.82	17.29	15.19
C/γ(°)	63.0	64.0	65.0	66.0	67.0	68.0	69.0	70.0	71.0
0.0	13.19	10.99	8.94	7.83	7.31	6.36	5.99	5.62	5.20
45.0	15.72	13.56	11.41	9.41	8.20	7.36	6.68	6.25	5.73
90.0	13.82	11.09	8.73	7.62	6.94	6.20	5.57	5.31	4.94
135.0	19.19	16.77	14.45	12.19	9.88	8.78	7.99	7.36	6.94
180.0	19.55	18.19	16.93	13.82	12.67	10.41	8.52	7.62	6.73
225.0	17.82	15.87	13.93	12.14	10.25	8.73	7.94	7.10	6.47
270.0	18.82	18.13	15.66	13.46	12.35	10.14	8.25	7.36	6.47
315.0	16.82	14.72	12.62	10.51	8.78	7.99	6.99	6.52	6.15
360.0	13.19	10.99	8.94	7.83	7.31	6.36	5.99	5.62	5.20
C/γ(°)	72.0	73.0	74.0	75.0	76.0	77.0	78.0	79.0	80.0
0.0	4.78	4.36	4.05	3.78	3.47	3.21	2.94	2.73	2.42
45.0	5.47	5.20	4.84	4.47	4.15	3.94	3.63	3.21	2.89
90.0	4.63	4.26	3.99	3.68	3.36	3.10	2.89	2.63	2.26
135.0	6.62	6.20	5.83	5.31	4.99	4.73	4.52	4.26	4.05
180.0	6.20	5.73	5.31	4.94	4.52	4.15	3.89	3.63	3.31
225.0	5.94	5.68	5.20	4.78	4.36	4.10	3.84	3.57	3.31
270.0	5.94	5.57	5.10	4.68	4.31	4.05	3.73	3.42	3.21
315.0	5.62	5.31	4.89	4.52	4.21	3.94	3.68	3.42	3.21
360.0	4.78	4.36	4.05	3.78	3.47	3.21	2.94	2.73	2.42
C/γ(°)	81.0	82.0	83.0	84.0	85.0	86.0	87.0	88.0	89.0
0.0	2.16	1.89	1.73	1.47	1.21	1.16	1.00	0.84	0.79
45.0	2.47	2.21	1.84	1.52	1.37	1.16	1.00	0.79	0.79
90.0	2.05	1.89	1.58	1.42	1.21	1.05	0.89	0.68	0.68
135.0	3.78	3.57	3.26	3.00	2.68	2.37	2.21	2.00	1.89
180.0	3.10	2.84	2.47	2.26	2.00	1.73	1.52	1.26	1.16
225.0	2.89	2.68	2.37	2.10	1.79	1.47	1.31	1.10	1.00
270.0	3.05	2.84	2.47	2.21	2.00	1.73	1.47	1.26	1.16
315.0	3.00	2.73	2.47	2.16	1.89	1.79	1.52	1.31	1.16
360.0	2.16	1.89	1.73	1.47	1.21	1.16	1.00	0.84	0.79

Intensity data(cd)

C/ $\gamma$ (°)	90.0
0.0	0.79
45.0	0.79
90.0	0.68
135.0	0.68
180.0	0.95
225.0	0.84
270.0	0.95
315.0	0.84
360.0	0.79